

Global Distribution: Mapping Institutional Addressable Assets

(\$ billions)

Global coverage. Endless opportunity.

ONLY BROADRIDGE DELIVERS COLLECTIVE INTELLIGENCE ON INSTITUTIONAL FLOWS, COVERING EVERY MARKET IN EVERY REGION.


Money in Motion empowers asset managers to make better decisions by generating essential asset, flow and revenue data at a unique level of detail. Gain unprecedented insight with unmatched transparency into institutional asset flows based on reliable and robust consortium data.

We track \$15T in asset flows annually, covering every geography, from every vantage. Plot your next move with total confidence.


-  Pension
-  Insurance
-  SWF/Official Institutions
-  Others



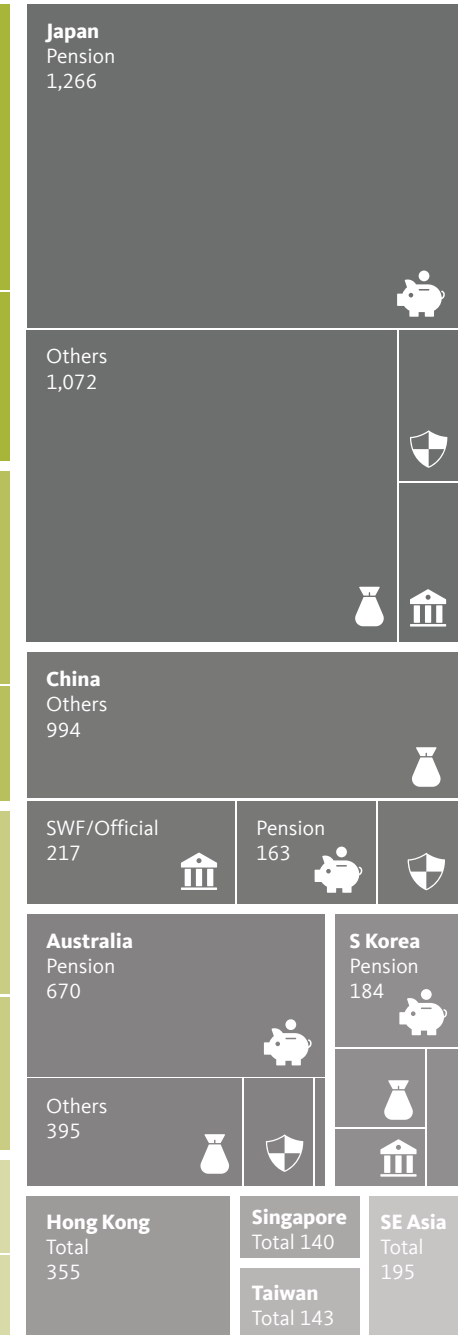
AMERICAS



EMEA



APAC



Data from the years 2015/2016, various sources.

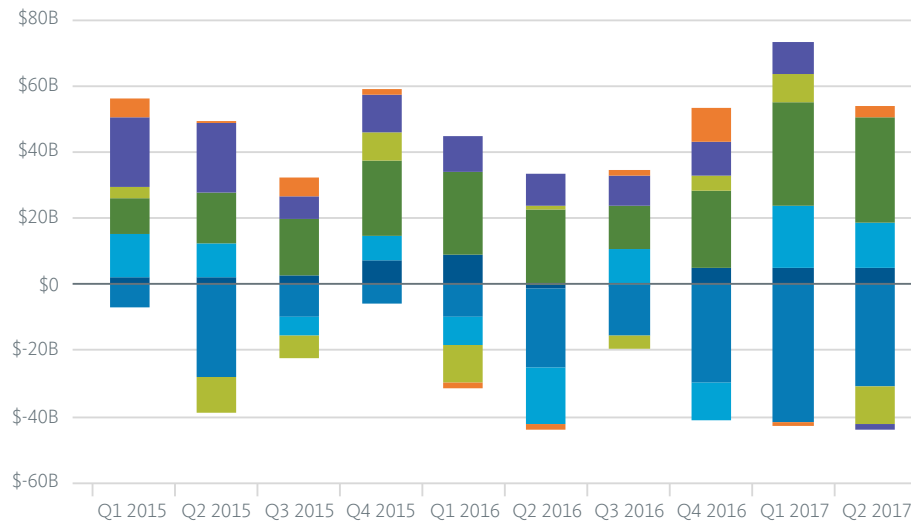
Money in Motion: The complete picture, delivered.

COMPREHENSIVE DATA EXPERTLY CURATED TO DELIVER THE INTELLIGENCE YOU NEED TO GROW.

Our collective intelligence methodology enables detailed and accurate data to be analyzed by channel and provides members with a true picture of market share and share of flows.

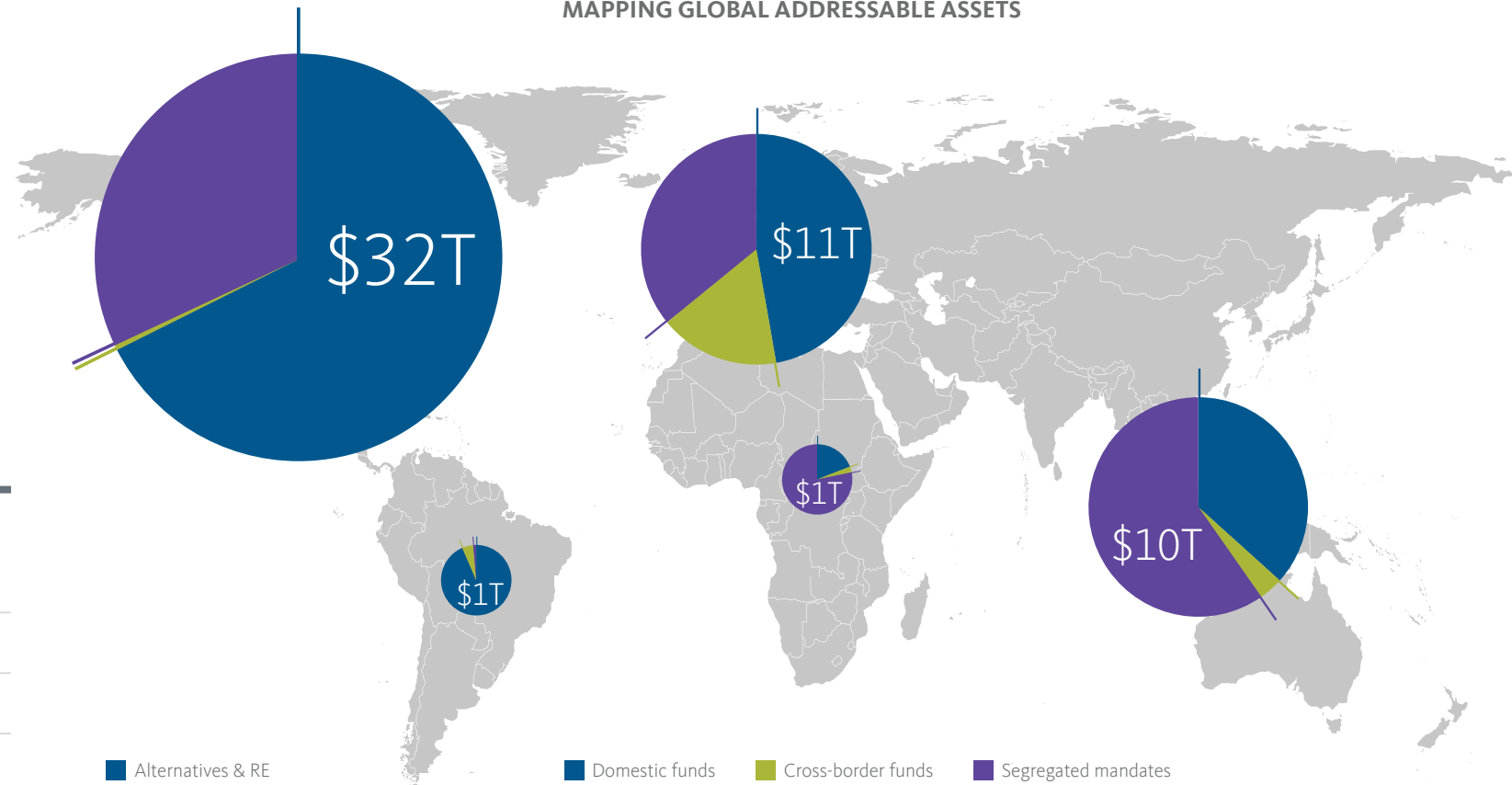
- Identify and predict institutional demand for product styles.
- Optimize resourcing decisions by knowing which products to focus on.
- Understand the changing behavior of global institutional investors.
- Move first on opportunities in new markets.

NET FLOWS FROM EMEA INSTITUTIONAL BY BROAD ASSET CLASS



Source: Spence Johnson MiM

MAPPING GLOBAL ADDRESSABLE ASSETS



Source: Broadridge GMI, Spence Johnson MiM

For more information, please contact GMI.ClientServices@broadridge.com.

Ready for Next

Communications
Technology
Data and Analytics