

Highland Cap Mgmt Core Fixed Fund CI E

Portfolio Date: 12/31/2024

Maintained by:
Matrix Trust Company

Fund Profile

CUSIP	57687M838
Morningstar Category	US SA Intermediate Core-Plus Bond
Base Currency	US Dollar

Fee/ Expense

Net Expense Ratio	0.15
Fee per \$1,000	\$1.50
<i>*Fee per \$1000 is assuming no return and based on total net expense for one year.</i>	

Operations Information

Net Assets - Share Class	210,000
Inception Date	5/14/2024

**No commissions or redemption fees charged for purchases and sales of interests in the fund*

Investment Strategy

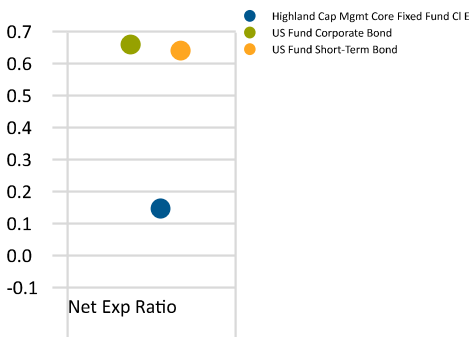
The "Core Fixed Fund" is a CIT with a fixed-income fund incorporating a top-down macro perspective with a bottom-up credit analysis. The Fund focuses on proper asset allocation and portfolio duration. The top-down macro perspective is generated from internal research related to economic factors influencing the portfolio. The bottom-up credit analysis is a combination of internal work coupled with street research and boutique analysis from fixed income rating firms. The Fund invests across a wide range of fixed income sectors, including government and corporate bonds, mortgage-backed securities, asset-backed securities, and municipal bonds.

Investment Philosophy

We believe in a relative value investment approach that places the highest priority on quality, liquidity, and safety of principal. High level of current income leads to consistent, above market returns.

Expense Relative to Peer Group

Peer Group (5-95%): Separate Accounts - U.S. - Aggressive Allocation



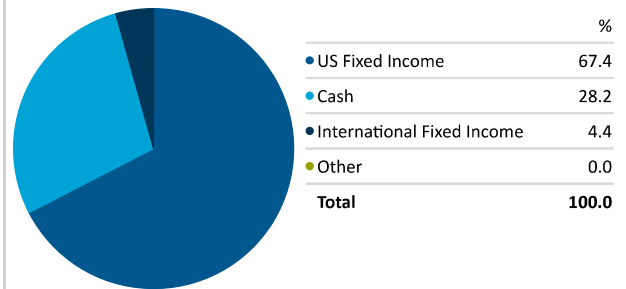
Top Holdings

Portfolio Date: 12/31/2024

Asset Name	Port %
iShares Core US Aggregate Bond ETF	73.53
First American Government Obligs Z	26.47

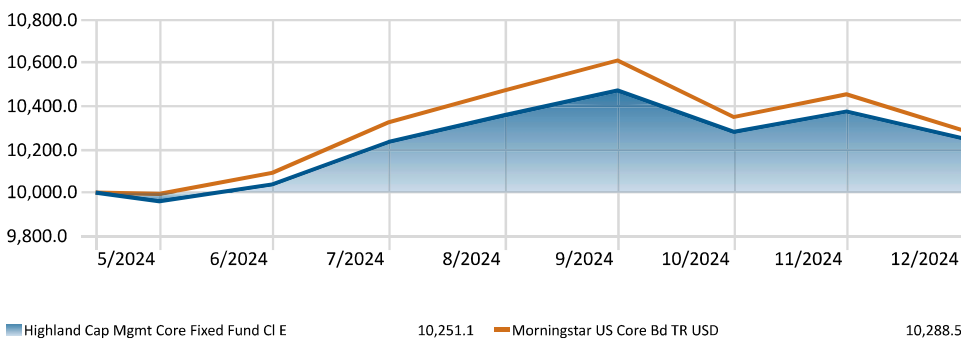
Highland Cap Mgmt Core Fixed Fund CI E - Asset Allocation

Portfolio Date: 12/31/2024



Investment Growth of \$10,000

Time Period: 5/15/2024 to 12/31/2024



Trailing Returns - Investment & Benchmark

	1 Mth	3 Mth	1 Year
Highland Cap Mgmt Core Fixed Fund CI E	-1.20	-2.12	2.92
Morningstar US Core Bd TR USD	-1.59	-3.04	1.36

Risk & Return Since Inception

Time Period: Since Inception to 12/31/2024

	Inv	Bmk1
Return	2.12	1.96
Std Dev Population		
Downside Deviation		
Alpha		
Beta		
R2		
Sharpe Ratio (arith)		
Tracking Error		

Principal Risk

Performance information reflects past performance and does not guarantee future results. All returns are net of any fees that accrued within the fund, for more information on the fees please visit <https://www.broadridge.com/cit/highland-capital-management-core-fixed-fund>. Investment return and principal value will fluctuate such that shares, when redeemed, may be worth more or less than their original cost. All returns that exceed 12 months are annualized.

Investment Products: Not FDIC Insured - No Bank Guarantee - May Lose Value

Trustee:

Subadvisor:



Matrix Trust Company
717 17th Street, Suite 1300
Denver, CO 80202
Email: MatrixAdvisorServices@Broadridge.com
Phone: 866.935.6824



Highland Capital Management, LLC
850 Ridge Lake Blvd, Ste 205
Memphis, TN 38120
Phone: 901-761-9500