

# Twelve Points Ret Adv Div Gr Eq Prt CL N

Portfolio Date: 12/31/2024

Maintained by:  
Matrix Trust Company

## Fund Profile

CUSIP	57687M812
Morningstar Category	US SA Large Value
Base Currency	US Dollar

## Fee/ Expense

Net Expense Ratio	0.00
Fee per \$1,000	\$0

\*Fee per \$1000 is assuming no return and based on total net expense for one year.

## Operations Information

Net Assets - Share Class	3,864,787
Inception Date	9/23/2024

\*No commissions or redemption fees charged for purchases and sales of interests in the fund

## Investment Strategy

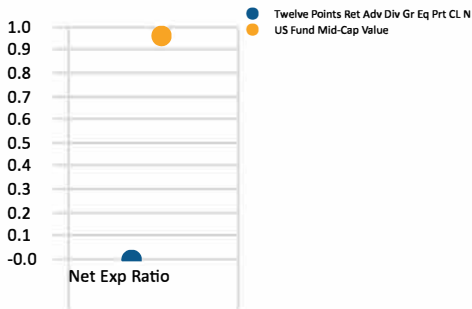
The "Twelve Points Retirement Advisors Dividend Growth Equity Portfolio" is a Fund that seeks current income, capital preservation, and long-term capital appreciation and primarily invests the assets of the Fund among individual equities that provide exposure to U.S. domestic equity market. The Fund typically allocates approximately 100% of its assets to 40 equity securities with above average dividend growth prospects, though this percentage can vary based on the Sub-Advisor's tactical decisions.

## Investment Philosophy

The Sub-Advisor's investment process relies on proprietary quantitative models as well as the Sub-Advisor's fundamental views regarding factors that may not be captured by the quantitative models. In addition, the Fund may invest in cash and cash equivalents or money market funds.

## Expense Relative to Peer Group

Peer Group (5-95%): Separate Accounts - U.S. - Aggressive Allocation



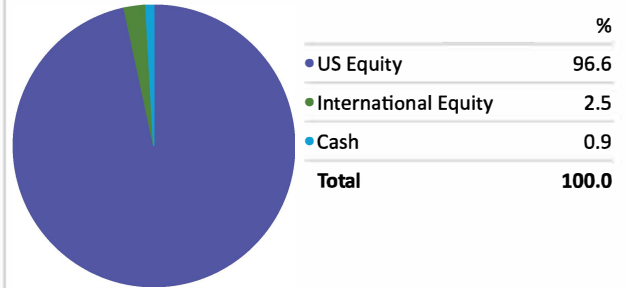
## Top Holdings

Portfolio Date: 12/31/2024

Asset Name	Port %
Avery Dennison Corp	2.70
AbbVie Inc	2.64
HF Sinclair Corp	2.54
EOG Resources Inc	2.53
Starbucks Corp	2.52
Gilead Sciences Inc	2.52
Intel Corp	2.52
Celanese Corp Class A	2.51
Merchants Bancorp	2.50
Merck & Co Inc	2.49

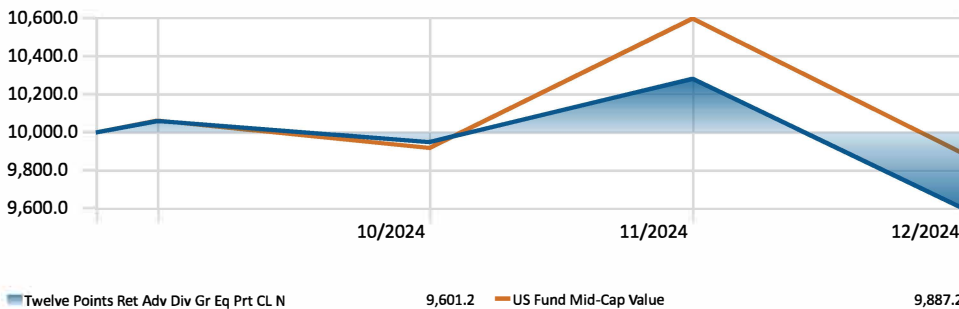
## Twelve Points Dividend Growth - Asset Allocation

Portfolio Date: 12/31/2024



## Investment Growth of \$10,000

Time Period: 9/24/2024 to 12/31/2024



## Principal Risk

Performance information reflects past performance and does not guarantee future results. All returns are net of any fees that accrued within the fund, for more information on the fees please visit <https://www.broadridge.com/cit/twelve-points-target-risk-portfolios>. Investment return and principal value will fluctuate such that shares, when redeemed, may be worth more or less than their original cost. All returns that exceed 12 months are annualized.

## Trailing Returns - Investment & Benchmark

	1 Mth	3 Mth	1 Year
Twelve Points Ret Adv Div Gr Eq Prt CL N	-6.61	-4.53	-4.53
US Fund Mid-Cap Value	-6.67	-1.75	11.03

## Risk & Return Since Inception

Time Period: Since Inception to 12/31/2024

	Inv	+/- Bmk1
Return	-4.53	-2.93
Std Dev Population		
Downside Deviation		
Alpha		
Beta		
R2		
Sharpe Ratio (arith)		
Tracking Error		

Investment Products: Not FDIC Insured - No Bank Guarantee - May Lose Value

Trustee:



Matrix Trust Company  
717 17th Street, Suite 1300  
Denver, CO 80202  
Email: MatrixAdvisorServices@Broadridge.com  
Phone: 866.935.6824

Subadvisor:



Twelve Points Retirement Advisors  
9 Pond Lane Suite 3A  
Concord, Massachusetts 01742  
Email: info@twelvepoints.com  
Phone: 978.318.9500  
Fax: 978.318.9505

© 2021 Morningstar. All Rights Reserved. The information contained herein: (1) is proprietary to Morningstar and/or its content providers; (2) may not be copied or distributed; and (3) is not warranted to be accurate, complete or timely. Neither Morningstar nor its content providers are responsible for any damages or losses arising from any use of this information. Past performance is no guarantee of future results.

Source: Morningstar Direct